






SENSORY GUIDE: The Giant Heart

PHOTO	EXHIBIT	SOUND Amount of noise or sound to hear	SIGHT Amount and type of lights and sights you will see	TOUCH Amount of extra or unusual stimulation your skin will feel	MOVEMENT Amount of movement for your body to feel OR amount your body needs to move	COMPLEXITY Amount of directions to read or steps to follow
	Giant Heart	HIGH	HIGH	LOW	HIGH	MEDIUM
	Surgical Theater	LOW	MEDIUM	MEDIUM	LOW	MEDIUM
	Exercise Opera Bikes	MEDIUM	MEDIUM	LOW	HIGH	MEDIUM
	Blood: Weight vs Volume	HIGH	HIGH	MEDIUM	HIGH	MEDIUM
	Going through the Motions	LOW	MEDIUM	LOW	HIGH	HIGH

SENSORY GUIDE: The Giant Heart

THINGS TO KNOW:

Giant Heart: Inside The Giant Heart there will be steps to climb, narrow pathways, and you will hear the heart beating. *Hint: Sometimes the heart can feel a little small. You will need to go up and down a series of stairs, but will be able to look out of the top of the heart about halfway through.*

Surgical Theater: The video here shows a real open-heart surgery.
Hint: If it makes you uneasy to see the inside of a human body, you may want to avoid this video.

Exercise Opera Bikes: This display requires you to be active in order to make it work.
Hint: You can use the hand pedals at the station on the left, if you prefer.

Blood: Weight vs Volume: This will show you how much blood is in your body. Stand on the metal plate and push the button.
Hint: This blood is not real; it just simulates the blood in your body.

Going through the Motions: Dance your feet to follow the path of blood through the body. Follow the flashing lights. *Hint: Go at your own speed.*