






SENSORY GUIDE: Electricity

PHOTO	EXHIBIT	SOUND Amount of noise or sound to hear	SIGHT Amount and type of lights and sights you will see	TOUCH Amount of extra or unusual stimulation your skin will feel	MOVEMENT Amount of movement for your body to feel OR amount your body needs to move	COMPLEXITY Amount of directions to read or steps to follow
	Cell Phone Wall	LOW	HIGH	LOW	LOW	LOW
	Tesla Coil	HIGH	HIGH	MEDIUM	LOW	LOW
	Complete the Circuit	LOW	MEDIUM	MEDIUM	LOW	MEDIUM
	Key	LOW	MEDIUM	HIGH	LOW	LOW
	Static Electricity	LOW	LOW	HIGH	LOW	LOW

SENSORY GUIDE: Electricity

THINGS TO KNOW:

Cell phone wall: has bright flashing lights.

Tesla Coil: will create a very loud and bright mini-lightning bolt at the top of each hour.

It only lasts a few seconds.

(11 AM, 12 noon, 1 PM, etc)

Hint: There is a recorded announcement a few minutes prior to the noise and flash of light, so you have time to leave the room if you wish.

Complete the Circuit: You will not get a shock when using this exhibit.

Hint: Hold the two balls that are connected by tubing to make this work.

Key: You will get an electric shock when you touch the key in this exhibit.

Static Electricity: You may get a very small shock when you touch this exhibit.

Hint: Place one hand on the silver sphere in the middle, then use your other hand to touch the other smaller spheres to deliver the static charge into the jars.